

Ölgeschmierte Vakuumpumpen

VCA
VCE
VCAH
VCEH

Für viele industrielle Einsatzgebiete im Grenzbereich zwischen Grob- und Feinvakuum ist die ölgeschmierte Drehschieber-Vakuumpumpe die wirtschaftlichste Lösung. Sie erreicht dank der Ölüberflutung des Förderraums das geforderte maximale Vakuum von 0,5 bzw. 10 mbar (abs.) zuverlässig und hat bis nahe an den Enddruck noch ein großes Saugvermögen.

Rietschle bietet für diese Anwendungen zwei Baureihen an, deren Saugvermögen jeweils 15, 25, 40, 60 und 100 m³/h (VCA, VCE) bzw. 100, 160 und 250 m³/h (VCAH, VCEH) beträgt. Sie unterscheiden sich durch den erreichbaren Enddruck und durch den Arbeitsbereich, innerhalb dessen sie im Dauerbetrieb einsetzbar sind:

Baureihe VCA, VCAH:

Enddruck 0,5 mbar (abs.)

Arbeitsbereich:

0,5 - 130 mbar (abs.) / 50 Hz

0,5 - 100 mbar (abs.) / 60 Hz

Baureihe VCE, VCEH:

Enddruck 10 mbar (abs.)


Arbeitsbereich:

10 - 500 mbar (abs.) / 50 Hz

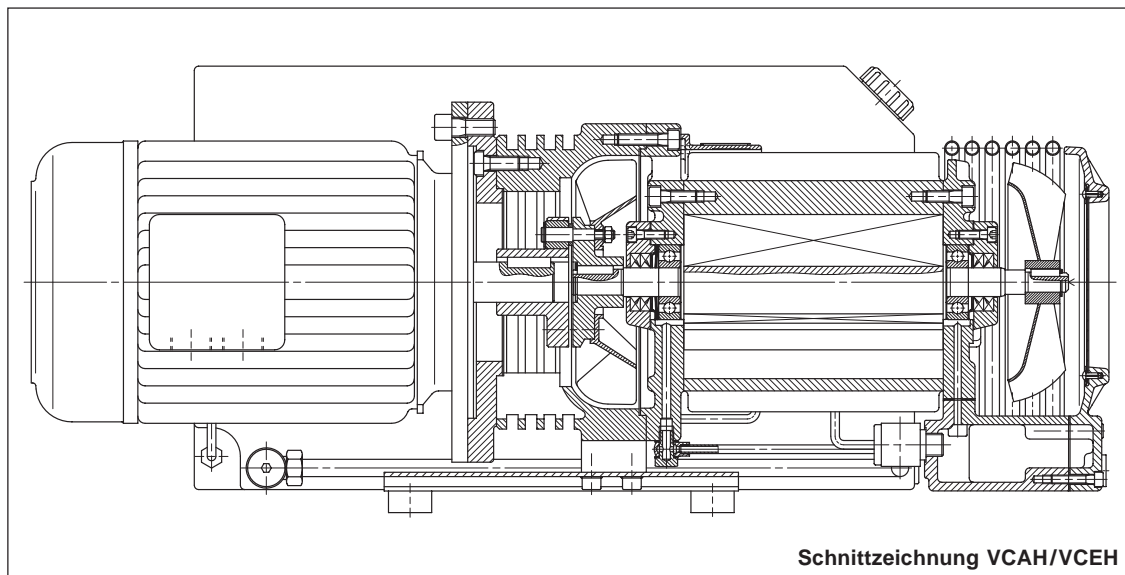
10 - 400 mbar (abs.) / 60 Hz



VCA/VCE



VCAH/VCEH



Schnittzeichnung VCAH/VCEH

P 150

1.3.97

**Werner Rietschle
GmbH + Co. KG**

Postfach 1260

D-79642 Schopfheim

☎ 07622/392-0

Fax 07622/392300

e-mail: info@rietschle.com

http://www.rietschle.com

Die Typen VCA und VCE sind Vakuumpumpen ohne Ölkühler, während VCAH und VCEH mit einem Ölkühler ausgestattet sind, der von einem zusätzlichen Ventilator gekühlt wird. Eine intensive Öl- und Ölnebelabscheidung garantiert sauberes Arbeiten im genannten Arbeitsbereich.

Kondensation von Wasser in der Pumpe wird durch ein serienmäßiges Gasballastventil wirksam verhindert. Für extremen Wasserdampf anfall kann ein verstärktes Gasballastventil geliefert werden.

Saugseitig ist ein Rückschlagventil integriert. Ein eingebautes Siebfilter reicht für Einsätze in staubfreier Umgebung aus. Auf Wunsch kann ein vakuumdichter Staubabscheider (Mikro-Feinfilter) vorgeschaltet werden.

Besonders bemerkenswert für beide Baureihen ist der leise und vibrationsfreie Lauf.

Als Antrieb kommen Flanschmotoren zum Einsatz, die bis zur Baugröße 60 m³/h auch für Einphasen-Wechselstrom lieferbar sind.

Einsatzbereiche:

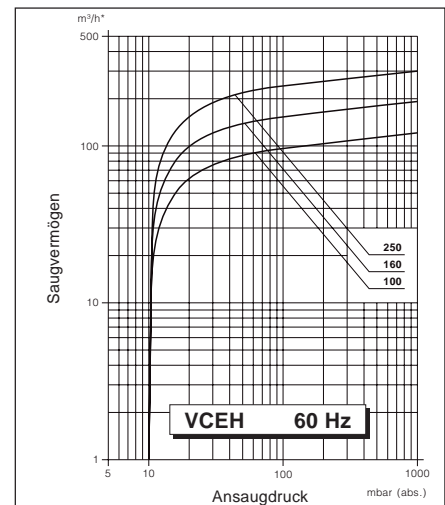
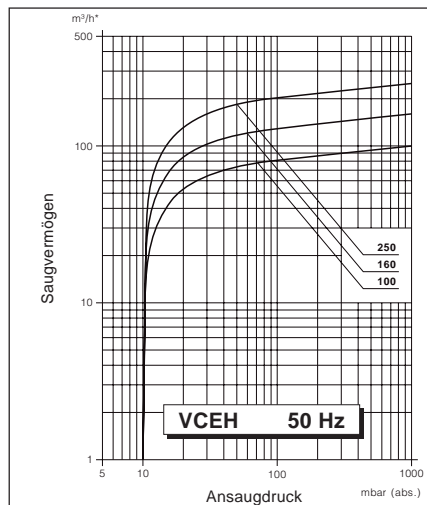
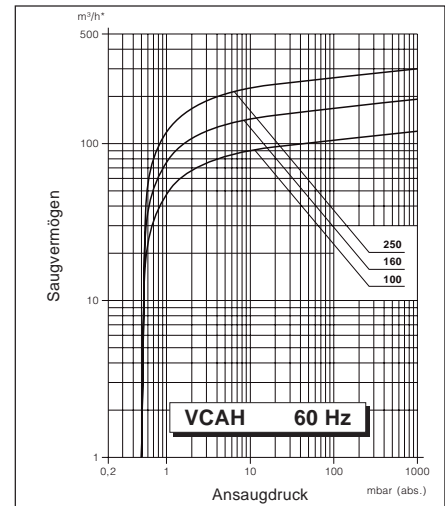
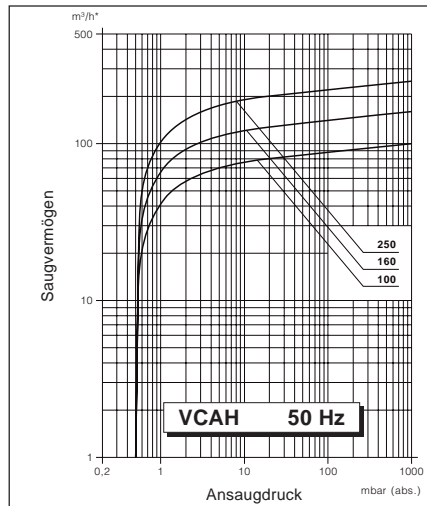
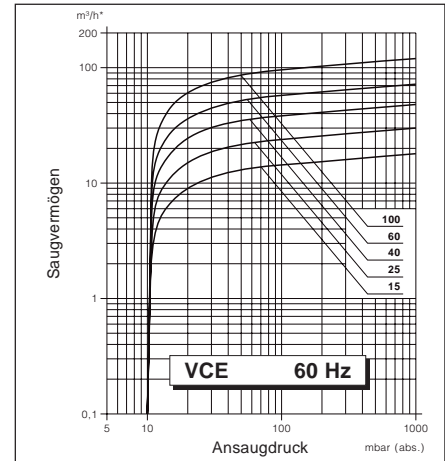
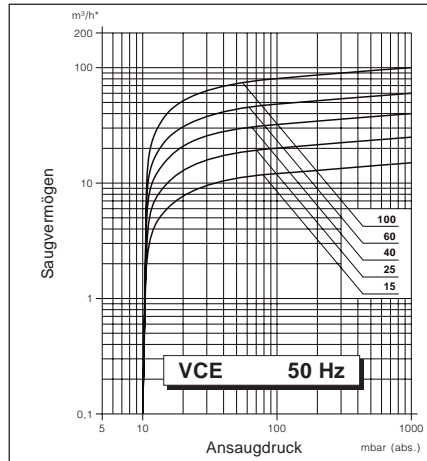
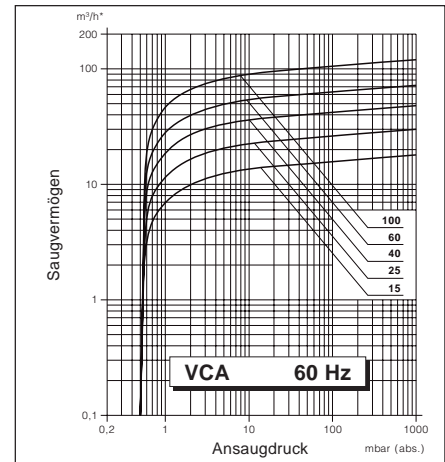
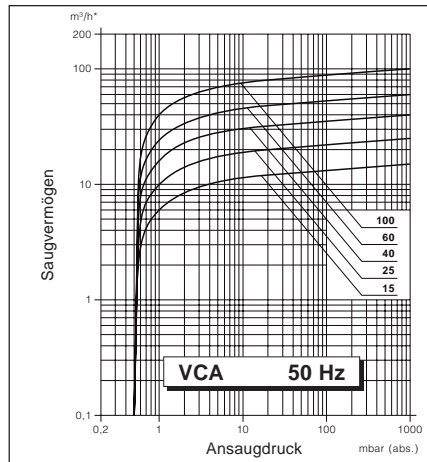
- Konservierende Lebensmittelverpackung
- Heben, Fördern
- Transportieren
- Evakuieren von Behältern, etc.

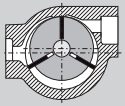
Zubehör auf Anfrage!

Weitere detaillierte Angaben entnehmen Sie bitte unseren Datenblättern:

- D 150 VCA 15 - VCA 100
- D 154 VCE 15 - VCE 100
- D 190 VCAH 100 - VCAH 250
- D 194 VCEH 100 - VCEH 250

* Das durch Kennlinien dargestellte Saugvermögen bezieht sich auf den Zustand im Sauganschluß der jeweiligen Vakuumpumpe.





Oil Lubricated Vacuum Pumps

VCA
VCE
VCAH
VCEH

For many industrial applications requiring fine and rough vacuum our oil lubricated rotary vane vacuum pumps are the most economical solution. The oil flooded design means that the ultimate vacuum of 0.5 or 10 mbar (abs.) can be achieved reliably. Vacuum capacity is uniform until close to the ultimate vacuum.


Rietschle offers two ranges with capacities of 15, 25, 40, 60 and 100 m³/hr (VCA and VCE) and 100, 160 and 250 m³/hr (VCAH and VCEH), they have different ultimate pressure and different vacuum ranges where they can work in continuous operation:

Range VCA and VCAH:


Ultimate pressure:
0.5 mbar (abs.)
Vacuum range:
0.5 - 130 mbar (abs.) / 50 Hz
0.5 - 100 mbar (abs.) / 60 Hz

Range VCE and VCEH:

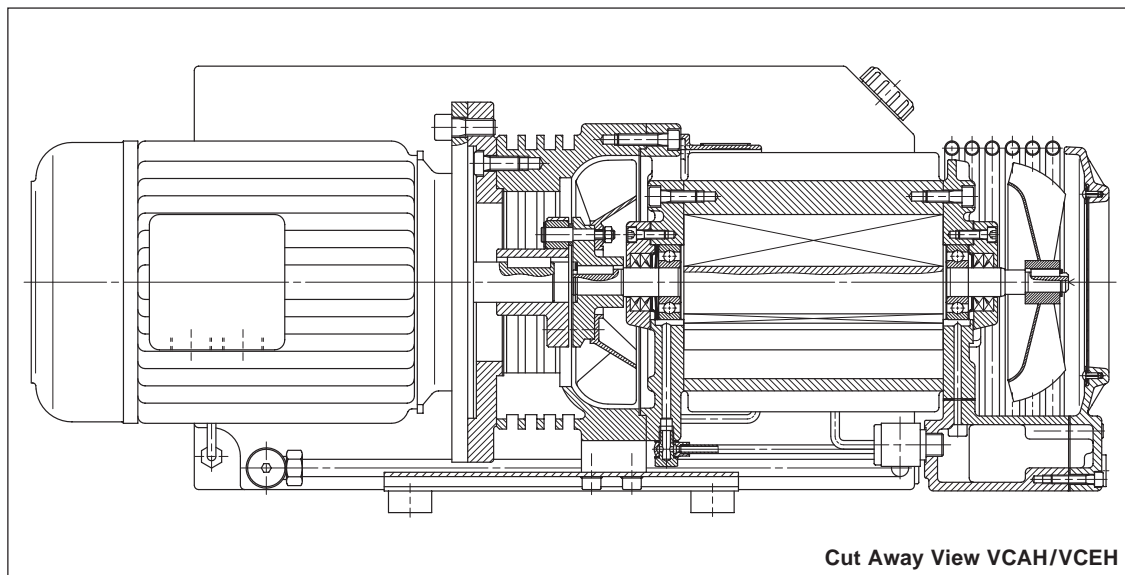
Ultimate pressure:
10 mbar (abs.)
Vacuum range:
10 - 500 mbar (abs.) / 50 Hz
10 - 400 mbar (abs.) / 60 Hz



VCA/VCE



VCAH/VCEH



Cut Away View VCAH/VCEH

PE 150

1.3.97

Werner Rietschle GmbH + Co. KG
Postfach 1260
D-79642 Schopfheim
☎ 07622 / 392-0
Fax 07622 / 392300
e-mail: info@rietschle.com
<http://www.rietschle.com>

Rietschle (UK) Ltd.
Bellingham Way
New Hythe
Kent ME20 6XS
☎ 01622 / 716816
Fax 01622 / 715115
e-mail: info@rietschle.co.uk
<http://www.rietschle.co.uk>

The VCA and the VCE models are fitted with a high flow cooling system, while the VCAH and VCEH are fitted with an oil cooler, which is cooled by an additional fan.

A high efficiency oil separator results in clean operation within the recommended vacuum ranges.

A standard gas ballast and filter prevents water vapour condensing within the pump, and this can be increased for a high vapour load.

A non-return valve and mesh filter are standard fitments on the vacuum side. For high contamination of the gas stream a vacuum tight separator can be fitted.

Low noise level and vibration free operation are main features for both ranges.

Pumps are direct driven by standard flanged motors and single phase motors are available up to 60 m³/hr.

Applications:

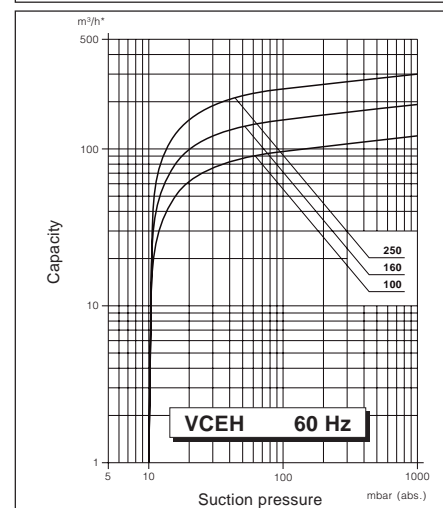
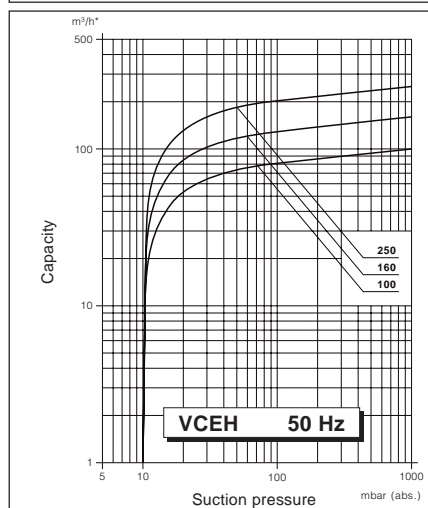
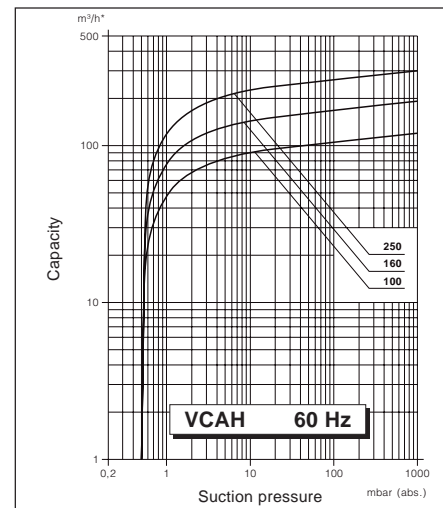
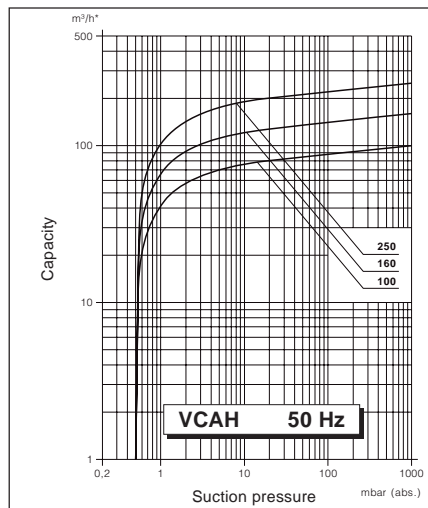
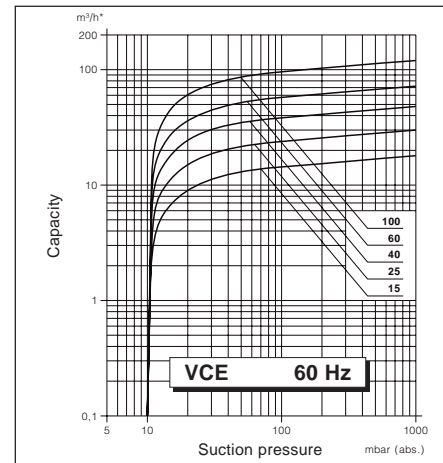
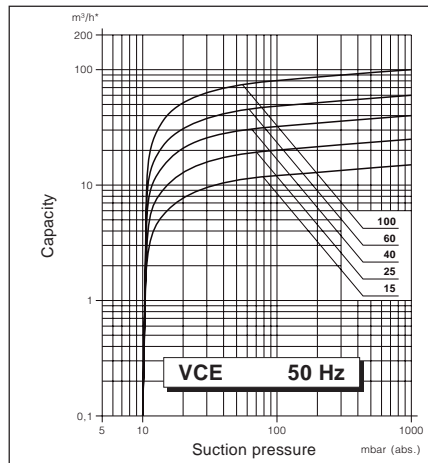
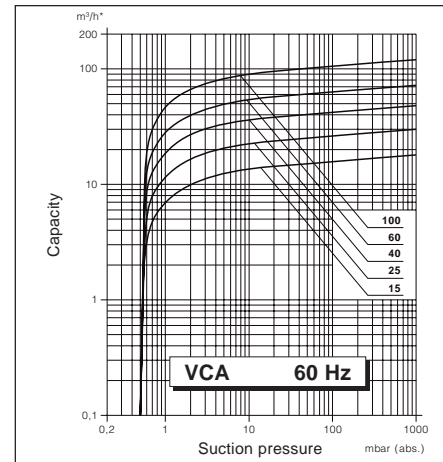
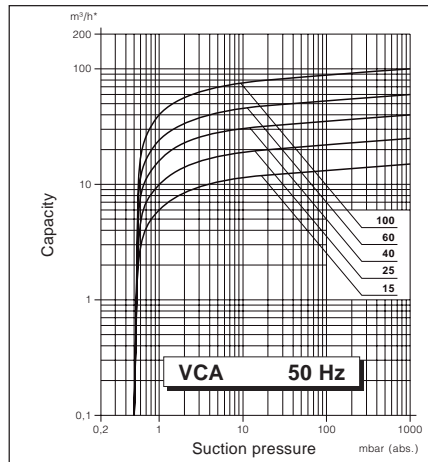
- Food packaging
- Lifting
- Vacuum transporting
- Conveying
- Evacuation of vessels etc.

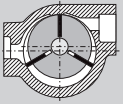
Additional optional extras on request!

Further details are available in our data sheets:

- D 150 VCA 15 - VCA 100
- D 154 VCE 15 - VCE 100
- D 190 VCAH 100 - VCAH 250
- D 194 VCEH 100 - VCEH 250

The capacity shown by the curves relate to the inlet of the pump at standard pressure, temperature and humidity.





Pompes à vide lubrifiées

VCA
VCE
VCAH
VCEH

Pour de nombreuses applications industrielles nécessitant du vide primaire ou fin, les pompes à palettes lubrifiées constituent la solution la plus économique. Grâce à la lubrification par injection volumétrique, elles atteignent un vide limite de 0,5 mbar ou 10 mbar (abs.). Ceci tout en ayant encore un débit élevé presque jusqu'au vide final.


Rietschle propose pour ces applications deux gammes aux débits identiques, à savoir 15, 25, 40, 60 et 100 m³/h (VCA, VCE), 100, 160 et 250 m³/h (VCAH, VCEH). Ces deux séries se différencient pas leur taux de vide et leur plage de travail pour un fonctionnement en continu.

Gamme VCA, VCAH :

Vide limite 0,5 mbar (abs.)
Plage de travail:
0,5 - 130 mbar (abs.) / 50 Hz
0,5 - 100 mbar (abs.) / 60 Hz

Gamme VCE/VCEH

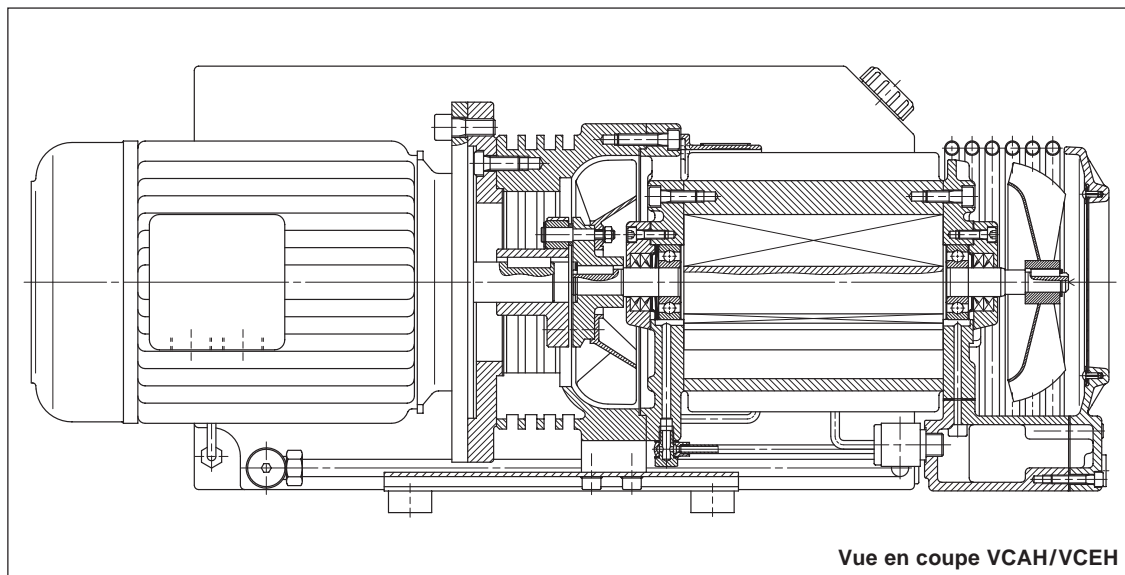
Vide limite 10 mbar (abs.)
Plage de travail:
10 - 500 mbar (abs.) / 50 Hz
10 - 400 mbar (abs.) / 60 Hz



VCA/VCE



VCAH/VCEH



Vue en coupe VCAH/VCEH

PF 150

1.3.97

Werner Rietschle GmbH + Co. KG

Postfach 1260

D-79642 Schopfheim

☎ 07622 / 392-0

Fax 07622 / 392300

e-mail: info@rietschle.com

http://www.rietschle.com

Rietschle Sarl

8 rue des Champs

F-68220 Hésingue

☎ 0389702670

Fax 0389709120

Les modèles VCA et VCE sont des pompes refroidies par air, alors que les VCAH et VCEH sont équipées d'un radiateur d'huile complémentaire (avec un ventilateur propre). Un déshuilage intensif garantit un fonctionnement exempt d'huile dans la plage de travail indiquée.

La condensation de la vapeur d'eau dans la pompe est évitée grâce à un lest d'air intégré de série. Pour des concentrations extrêmes de vapeur d'eau, un lest d'air plus important peut être fourni.

Un clapet anti-retour, ainsi qu'une crépine filtrante sont intégrés de série à l'aspiration. En cas d'air ambiant chargé en poussières, un filtre séparateur (à cartouches micro-niques) peut être monté à l'aspiration.

Il est à noter que les deux gammes ont un fonctionnement particulièrement silencieux et exempt de toute vibration.

Les pompes sont équipées de moteurs bridés et peuvent, jusqu'à 60 m³/h, être livrées en monophasé.

Principales applications :

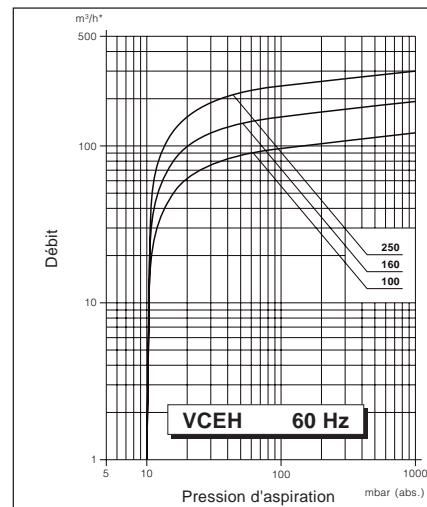
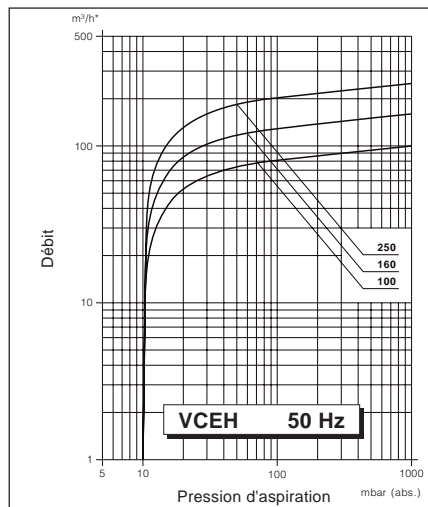
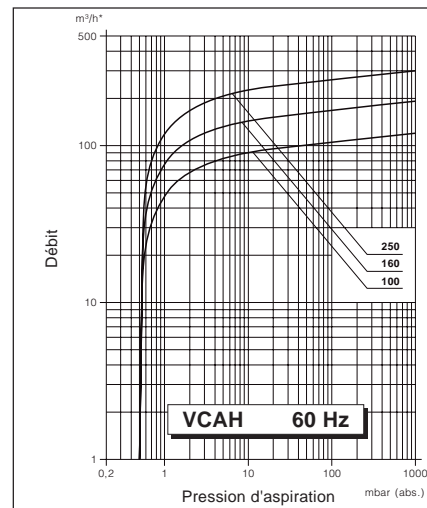
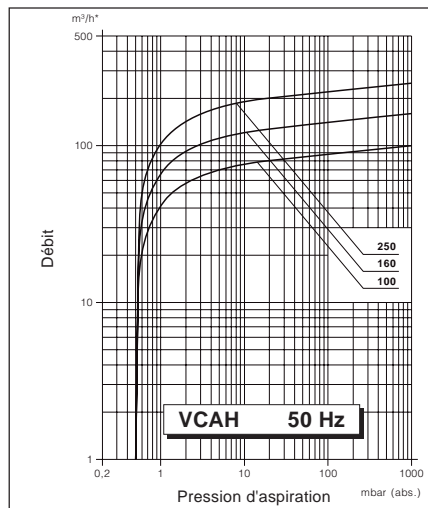
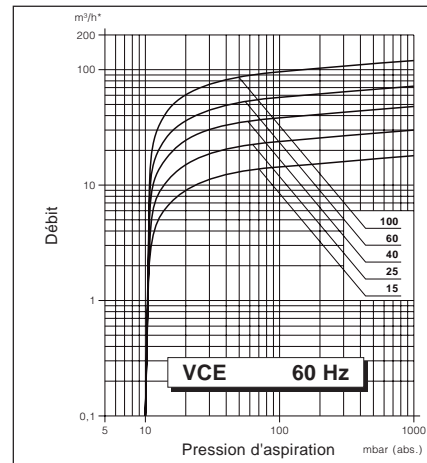
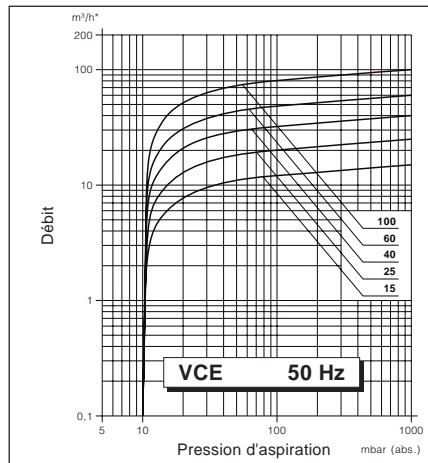
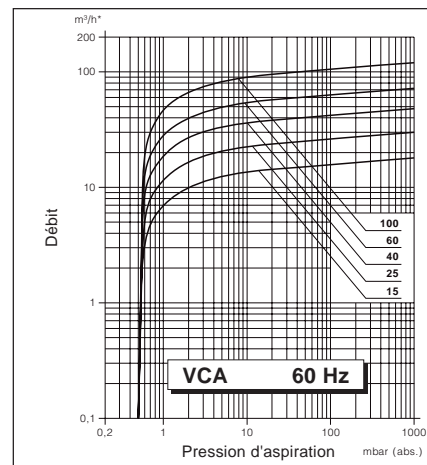
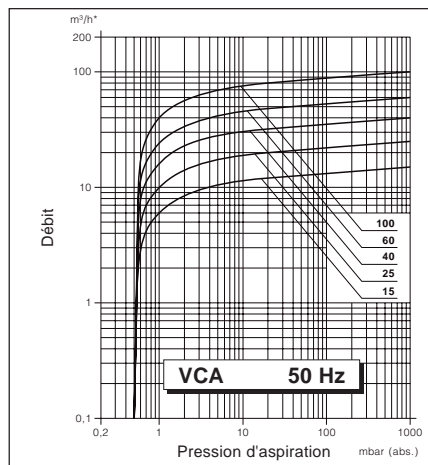
- emballage sous vide
- thermoformage
- manutention
- mise sous vide d'enceinte
- transfert de produits

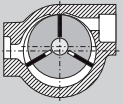
Les accessoires sont disponibles sur demande.

Pour de plus amples informations sur ces gammes, veuillez vous reporter aux fiches techniques suivantes:

- D 150 VCA 15 - VCA 100
- D 154 VCE 15 - VCE 100
- D 190 VCAH 100 - VCAH 250
- D 194 VCEH 100 - VCEH 250

Les débits indiqués sur les courbes s'entendent par rapport au vide régnant à l'aspiration.





Pompe per vuoto lubrificate

VCA
VCE
VCAH
VCEH

Le nostre pompe per vuoto a palette lubrificate rappresentano la soluzione ottimale e più economica nella maggior parte delle applicazioni che richiedono basso o medio vuoto. Con il nostro sistema di flussaggio dell'olio è previsto il raggiungimento del vuoto finale di 0,5 o 10 mbar (ass.) con portata costante e zavorratore aperto.


RIETSCHLE offre due gamme con portate di 15, 25, 40, 60, 100 m³/h (VCA e VCE) e 100, 160, 250 m³/h (VCAH e VCEH). Il vuoto finale richiesto o il campo di esercizio in servizio continuativo determinano la scelta.:

Serie VCA e VCAH:


Vuoto finale 0,5 mbar (ass.)
Campo di esercizio:
0,5 - 130 mbar (ass.) / 50 Hz
0,5 - 100 mbar (ass.) / 60 Hz

Serie VCE e VCEH:

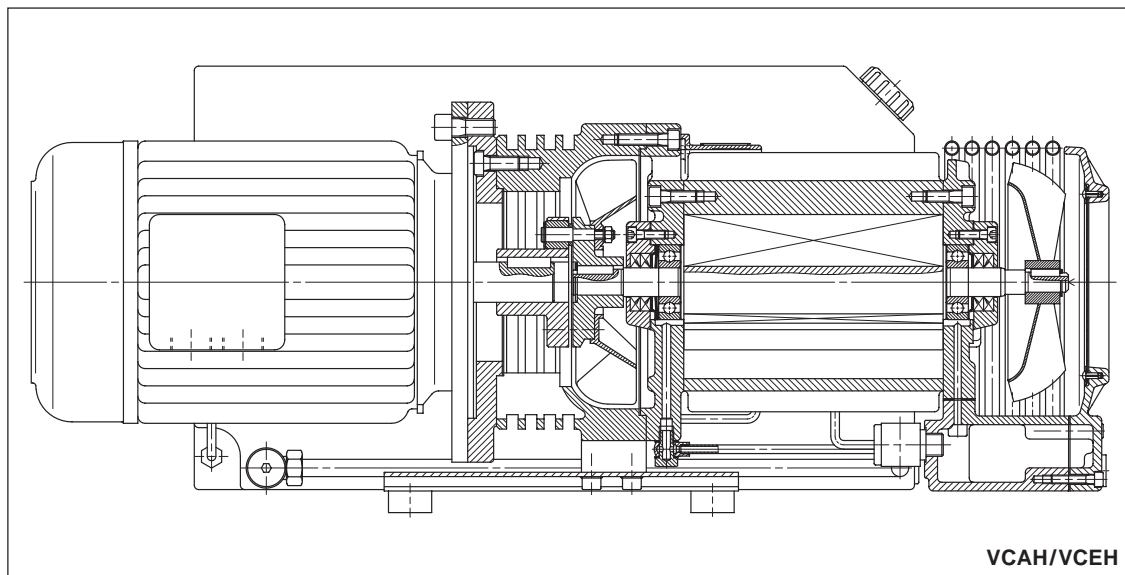
Vuoto finale 10 mbar (ass.)
Campo di esercizio:
10 - 500 mbar (ass.) / 50 Hz
10 - 400 mbar (ass.) / 60 Hz



VCA/VCE



VCAH/VCEH



VCAH/VCEH

PI 150

1.3.97

Werner Rietschle GmbH + Co. KG

Postfach 1260
D-79642 Schopfheim
☎ 07622 / 392-0
Fax 07622 / 392300
e-mail: info@rietschle.com
http://www.rietschle.com

Rietschle Italia S.p.A.

Via Brodolini, 17
I-20032 Cormano (Milano)
☎ 02 / 614512.1
Fax 02 / 66503399
e-mail: rietschle@rietschle.it
http://www.rietschle.it

Le pompe VCA e VCE sono raffreddate ad aria con un potente ventilatore, mentre le VCAH e VCEH dispongono di un radiatore per l'olio dotato di un secondo ventilatore. Il sistema di separazione dell'olio dall'aria aspirata ad alta efficienza permette di operare anche fuori dal campo di esercizio consigliato mantenendo uno scarico sempre pulito e assicurando il riciclaggio totale dell'olio.

Il dispositivo di zavorra gas, montato di serie, favorisce lo smaltimento dell'umidità e dei vapori aspirati, evitando la condensazione ed il conseguente inquinamento dell'olio.

Una valvola antiritorno ed un filtro a rete sono montati di serie. Per aspirazione contaminata, può essere applicato un filtro supplementare adeguato.

Le due gamme si distinguono per silenziosità, assenza di vibrazioni e massima affidabilità con la minor usura e minore manutenzione.

L'azionamento avviene a mezzo giunto con motore elettrico flangiato B5 secondo norme IEC.

Applicazioni:

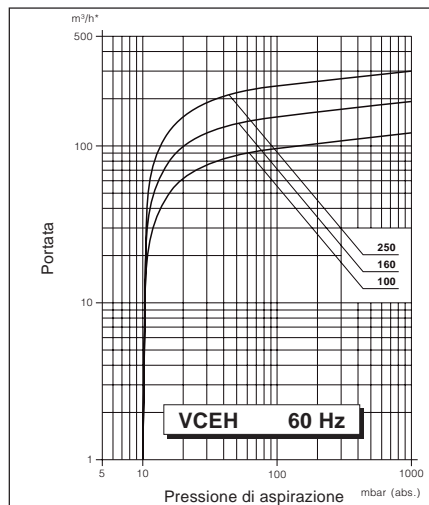
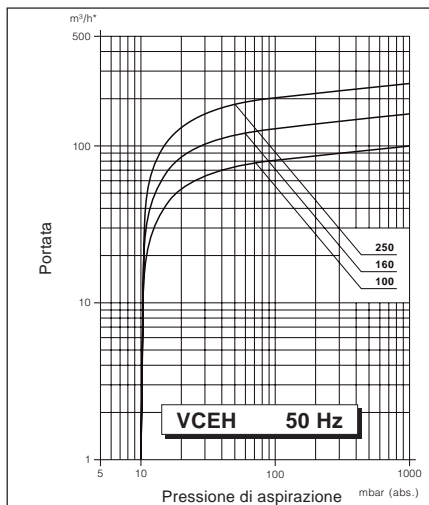
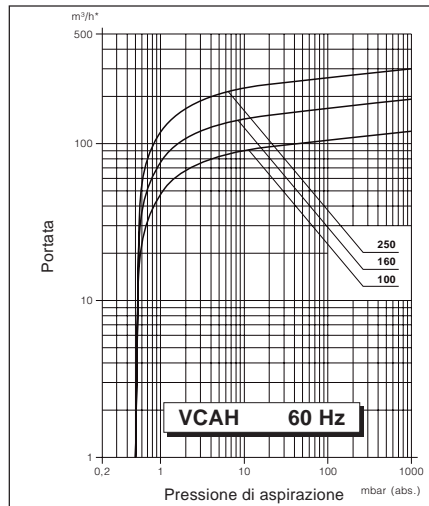
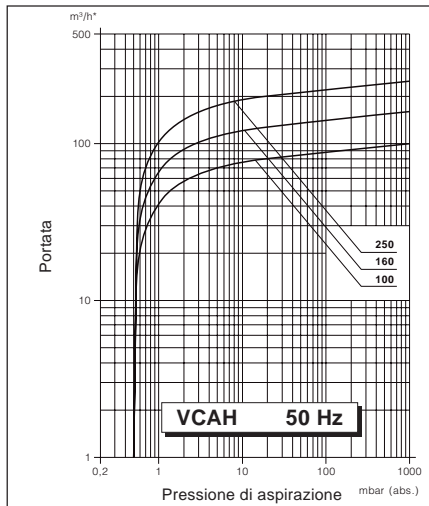
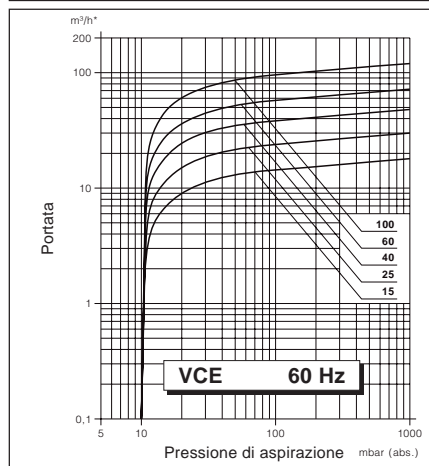
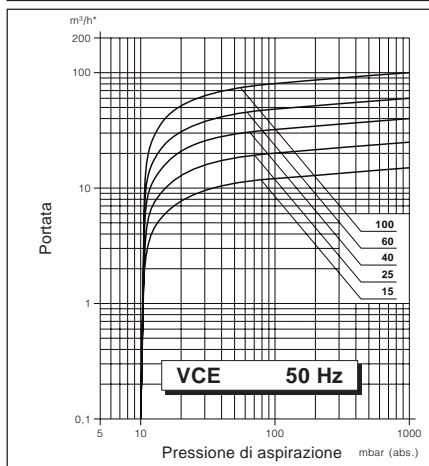
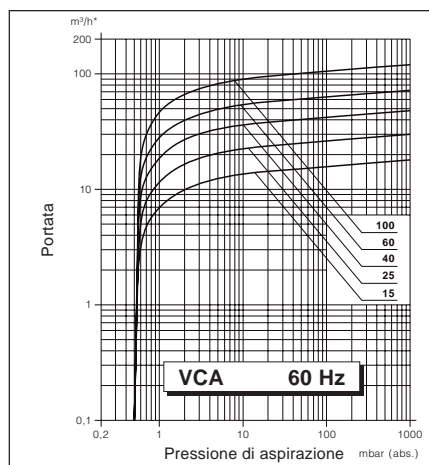
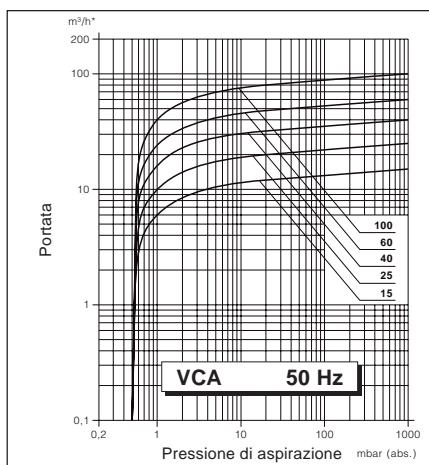
- Imballaggio sottovuoto in blister e skin
- Termoformatura
- Sollevamento, fissaggio, manipolazione
- Trasporto pneumatico
- Degasaggio e svuotamento
- Vuoto centralizzato
- Analisi e controllo
- Trattamenti termici

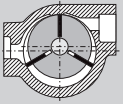
Optionals supplementari a richiesta!

Ulteriori dati sono rilevabili dalle nostre schede tecniche:

- D 150 VCA 15 - VCA 100
- D 154 VCE 15 - VCE 100
- D 190 VCAH 100 - VCAH 250
- D 194 VCEH 100 - VCEH 250

La portata indicata dalle curve è riferita alle condizioni di aspirazione.





Oliesmurte Vakuumpumper

VCA
VCE
VCAH
VCEH

Til mange opgaver inden for industrien, hvor der kræves grov- eller finvakuum, er Rietschles olieomløbsmurte vakuumpumper den mest økonomiske løsning.

Pumperne har et garanteret sluttryk på 0,5 mbar (abs.) hhv. 10 mbar (abs.). Pumpekarakteristikken er næsten retlinet ned til sluttryk.

Rietschle tilbyder til denne anvendelse to serier med kapaciteterne 15, 25, 40, 60 og 100 m³/h (VCA, VCE) hhv. 100, 160 og 250 m³/h (VCAH, VCEH).

Serierne har forskelligt sluttryk og arbejdsområder, hvor der kan arbejdes kontinuerligt:

Serie VCA, VCAH:

Sluttryk 0,5 mbar (abs.)

Arbejdsområde:

0,5 - 130 mbar (abs.) / 50 Hz

0,5 - 100 mbar (abs.) / 60 Hz


Serie VCE, VCEH:

Sluttryk 10 mbar (abs.)


Arbejdsområde:

10 - 500 mbar (abs.) / 50 Hz

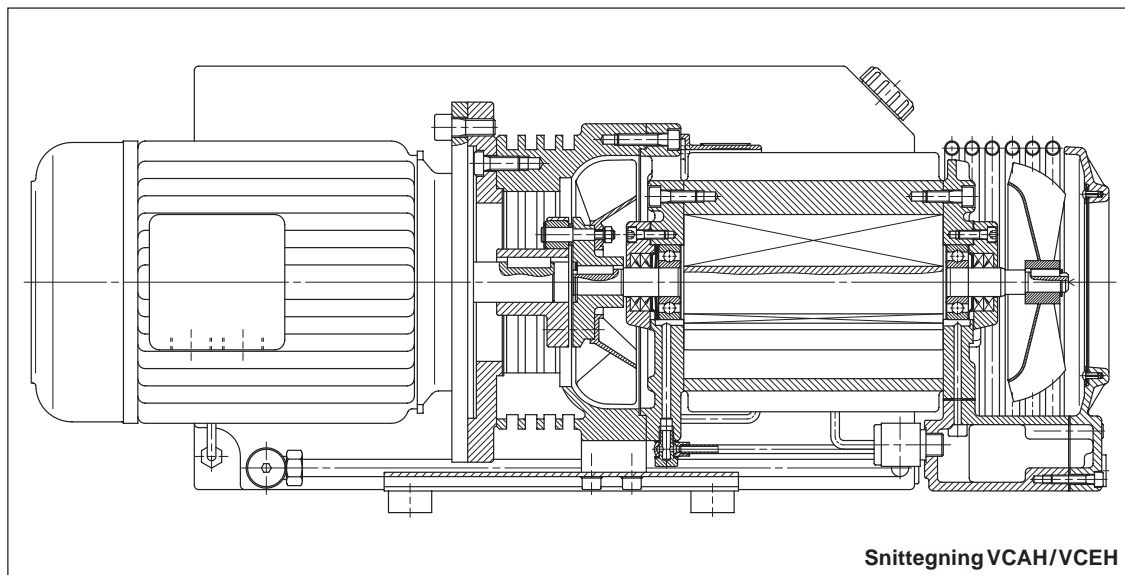
10 - 400 mbar (abs.) / 60 Hz



VCA/VCE



VCAH/VCEH



Snittegning VCAH/VCEH

PD 150

1.3.97

Werner Rietschle

GmbH + Co. KG

Postfach 1260

D-79642 Schopfheim

☎ 07622 / 392-0

Fax 07622 / 392300

e-mail: info@rietschle.com

http://www.rietschle.com

Rietschle A/S

Tåstruphøj 11

Postboks 185

DK-4300 Holbæk

☎ 59 / 444050

Fax 59 / 444006

e-mail: rietschle@rietschle.dk

http://www.rietschle.dk

VCA og VCE vakuumpumperne er uden olie­køler, mens VCAH og VCEH pumperne er forsynet med en ekstra ventilator og en olie­køler. Et effektivt olie- og olietåge udskillesystem garanterer for olie­fri afgangsluft inden for pumpens arbejdsområde.

Gasballastventil, der er standard, forhindrer kondensering af vand­damp i pumpen.

Ved ekstremt store mængder vand­damp, kan pumpen leveres med en større gasballastventil.

Pumpen er forsynet med integreret kontraventil, og på pumpens sugeside er der som standard monteret et sifilter, der er tilstrækkeligt, hvis der evakueres støvfri luft. Som tilbehør kan leveres vakuums­tæt støv­filter med mikrofinfilter­patron.

Et særkende for begge serier er det lave støjniveau og den vibrations­frie gang.

Pumperne leveres med standard flangemotorer, og op til 60 m³/h kan man anvende enfaset motor.

Pumperne kan også leveres med le­jebuk, hvis man ønsker remtræk.

Anvendelsesområder:

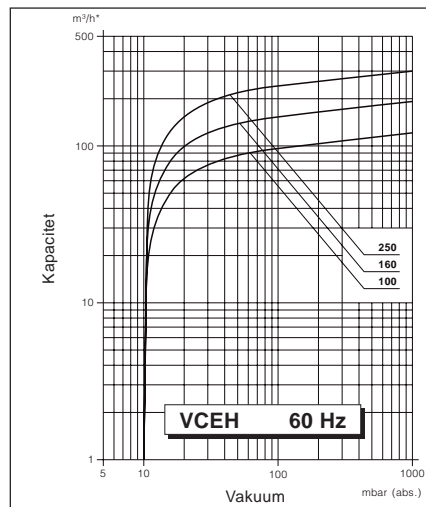
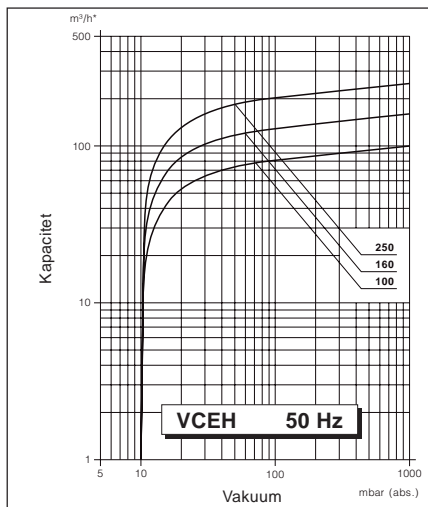
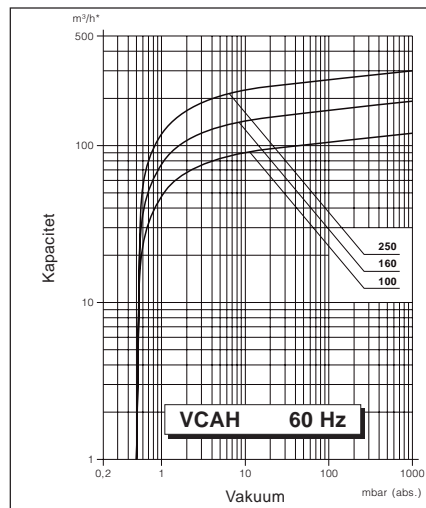
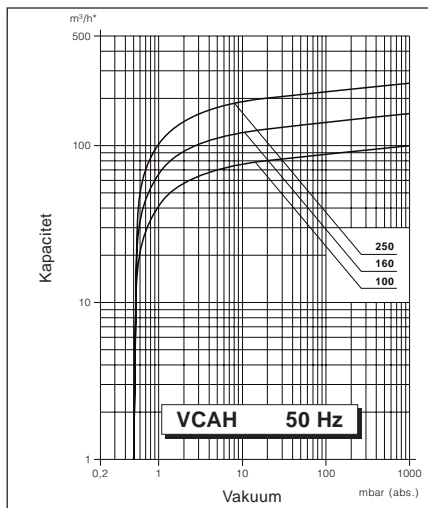
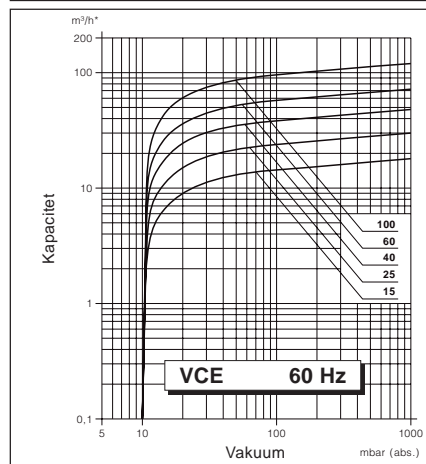
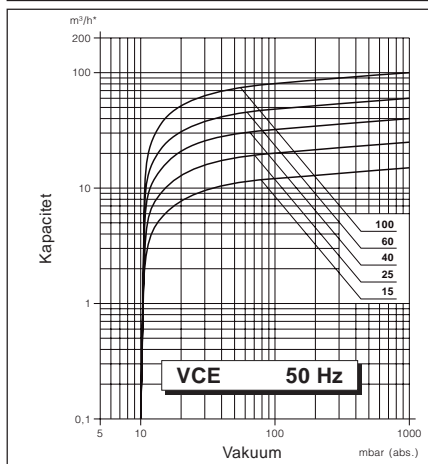
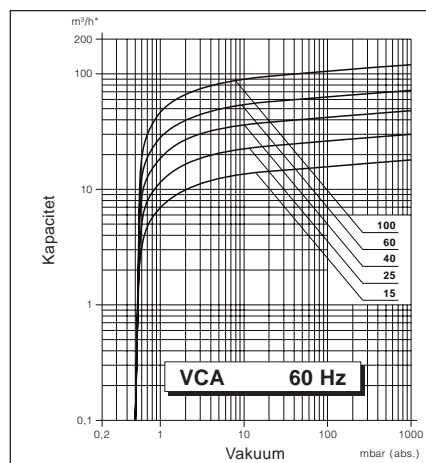
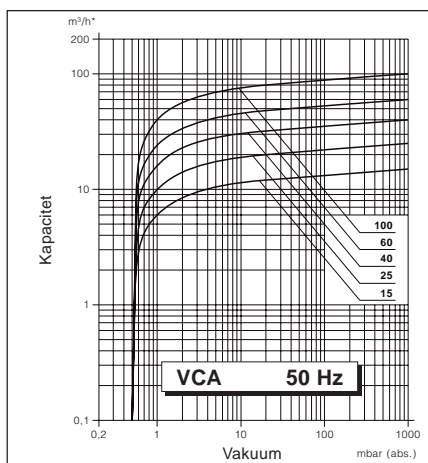
- Vakuumpakning af levnedsmid­ler
- Vakuumløft
- Vakuumformning
- Vakuum transport
- Evakuering af beholdere mv.

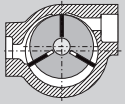
Vi fremsender gerne materiale over tilbehør!

Yderligere oplysninger over pum­perne findes i flg. datablade:

D 150 VCA 15 - VCA 100
 D 154 VCE 15 - VCE 100
 D 190 VCAH 100 - VCAH 250
 D 194 VCEH 100 - VCEH 250

* De i diagrammerne anførte værdier gælder for tilstand i pumpens sugestuds ved standard lufttryk, luft­fugtighed og temperatur.





Oliegesmeerde Vacuümpompen

VCA
VCE
VCAH
VCEH

Voor veel industriële toepassingen welke fijn of grof vacuüm vereisen zijn onze oliegesmeerde vacuümpompen hiervoor de meest economische oplossing. Met een oliegesmeerde pomp kan een vacuüm van 0,5 of 10 mbar (abs.) bereikt kan worden. De pompcapaciteit blijft bijna tot het eindvacuüm volledig beschikbaar.


Rietschle heeft twee types de VCA, VCE met capaciteiten van 15, 25, 40, 60 en 100 m³/h, VCAH en VCEH met capaciteiten van 100, 160, 250 m³/h. De A en E uitvoeringen hebben een verschillend eindvacuüm en daardoor ook een verschillend werkgebied voor continue gebruik:

VCA en VCAH:


Eindvacuüm 0,5 mbar (abs.)
Vacuüm gebied:
0,5 - 130 mbar (abs.) / 50 Hz
0,5 - 100 mbar (abs.) / 60 Hz

VCE en VCEH:

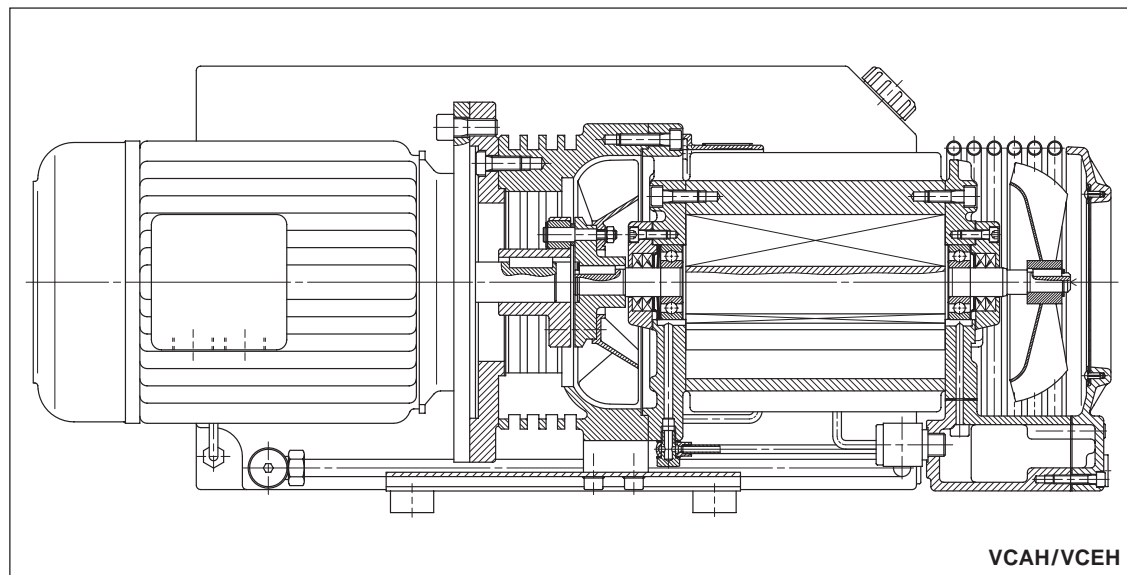
Eindvacuüm 10 mbar (abs.)
Vacuüm gebied:
10 - 500 mbar (abs.) / 50 Hz
10 - 400 mbar (abs.) / 60 Hz



VCA/VCE



VCAH/VCEH



VCAH/VCEH

PN 150

1.3.97

Werner Rietschle GmbH + Co. KG

Postfach 1260
D-79642 Schopfheim
☎ 07622 / 392-0
Fax 07622 / 392300
e-mail: info@rietschle.com
http://www.rietschle.com

Rietschle BV

Bloemendalerweg 52
NL-1382 KC Weesp
☎ 0294 / 41 8686
Fax 0294 / 41 1706
e-mail: verkoop@rietschle.nl
http://www.rietschle.nl

De VCA en VCE modellen zijn uitgerust met een intern olie koelsysteem, terwijl de VCAH en VCEH zijn uitgerust met een extra oliekoeler, welke gekoeld wordt door een extra ingebouwde ventilator.

Een zeer efficiënt olienevelafscheider resulteert in een schone uitlaatlucht binnen het geadviseerd vacuüm gebied.

Een standaard gasballastventiel met filter voorkomt condensatie van waterdamp in de pomp, dit kan worden vergroot bij veel damp.

Een terugslagklep en een zeefilter zijn standaard op de pomp aan de vacuümzijde. Indien de aanzuiglucht sterk vervuild is kan een vacuümdicht filter gemonteerd worden.

Een laag geluidsniveau en trillingsvrij draaien zijn belangrijke eigenschappen van beide types.

De pompen worden aangedreven door een standaard flensmotoren, éénfase motoren zijn toepasbaar op pompen tot en met 60 m³/h.

Applicaties:

- Verpakkingsmachines
- Heffen
- Vacuüm transport
- Evacuatie van vaten

Extra opties op verzoek!

Meer details zijn aanwezig op onze databladten:

D 150 VCA 15 - VCA 100
 D 154 VCE 15 - VCE 100
 D 190 VCAH 100 - VCAH 250
 D 194 VCEH 100 - VCEH 250

* De capaciteit weergegeven in de curven is gerelateerd aan de vrij aangezogen hoeveelheid lucht bij atmosferische druk, kamertemperatuur en normale luchtvochtigheid.

